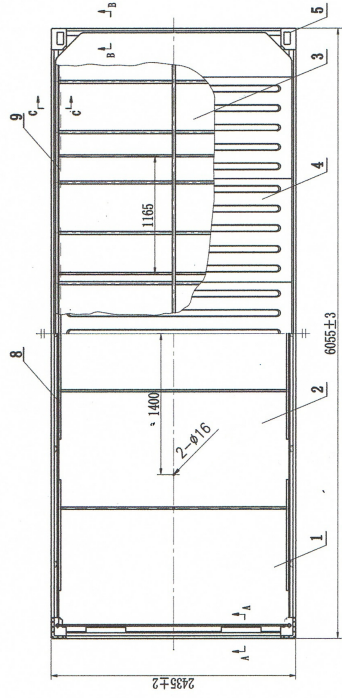
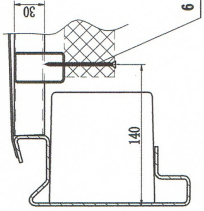


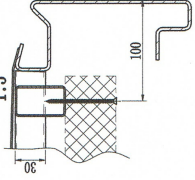
0 0 2002



A-A
1:3



B-B
1:3



9	fiting for ceiling 2	galvanized steel/75/1,0, 1:2100	4
8	fiting for ceiling 1	galvanized steel/75/1,0, 1:2100	2
7	scree	574,8x70	22
6	scree	574,8x70	80
5	frame of roof 2 (ISO)	welded	1
4	external steel sheet (ISO)	welded	1
3	ceiling (roof)	sandwich MW/7-50, 2280x1165	1
2	ceiling (middle)	sandwich MW/7-50, 2280x1165	3
1	ceiling (close to 100)	sandwich MW/7-50, 2280x1165	1

Assembly

Roof 3 (ISO)

1 150